

2004

The year I started web development



2004







Mess things around

2004



Mess things around



Build some kind
of website 😎

2004



Mess things around



Discovering a
new concept



Build some kind
of website 🤘


2004



Mess things around



Discovering a
new concept



Build some kind
of website 😎

2004



2014

The year Swift was introduced

So many things I wish I knew back then...

- Like why I was getting crashes after renaming an @IBOutlet var?
- Why does everything have NS prefixes?
- How am I supposed to prevent my UIViewController from crossing the thousand-line threshold?
- Why are there optionals of optionals?

2004

2014



2017

My job converted to (almost) full backend

Mess things around



Mess things around



Break the prod 🔥

2004

2014


2017



Mess things around



Discovering a
new concept



Break the prod 🔥

2004

2014


2017



Mess things around



Discovering a
new concept



Break the prod 🔥

2004

2014

2017



2021

Back at building iOS apps ... for me

Ask me stickers!



2004

2014

2017

2021



Today

at `ServerSide.swift`

« I know Swift, I'm learning
backend with Swift »

Kickstart your journey into the backend world

Things I wish someone told me when I got started

Thomas Durand

Call me Dean



Backend architect at DiliTrust

iOS indie dev



Speaker, tech blog writer,  enthusiast


<https://thomasdurand.fr>



@deanatoire@mastodon.social




@deanatoire@threads.net

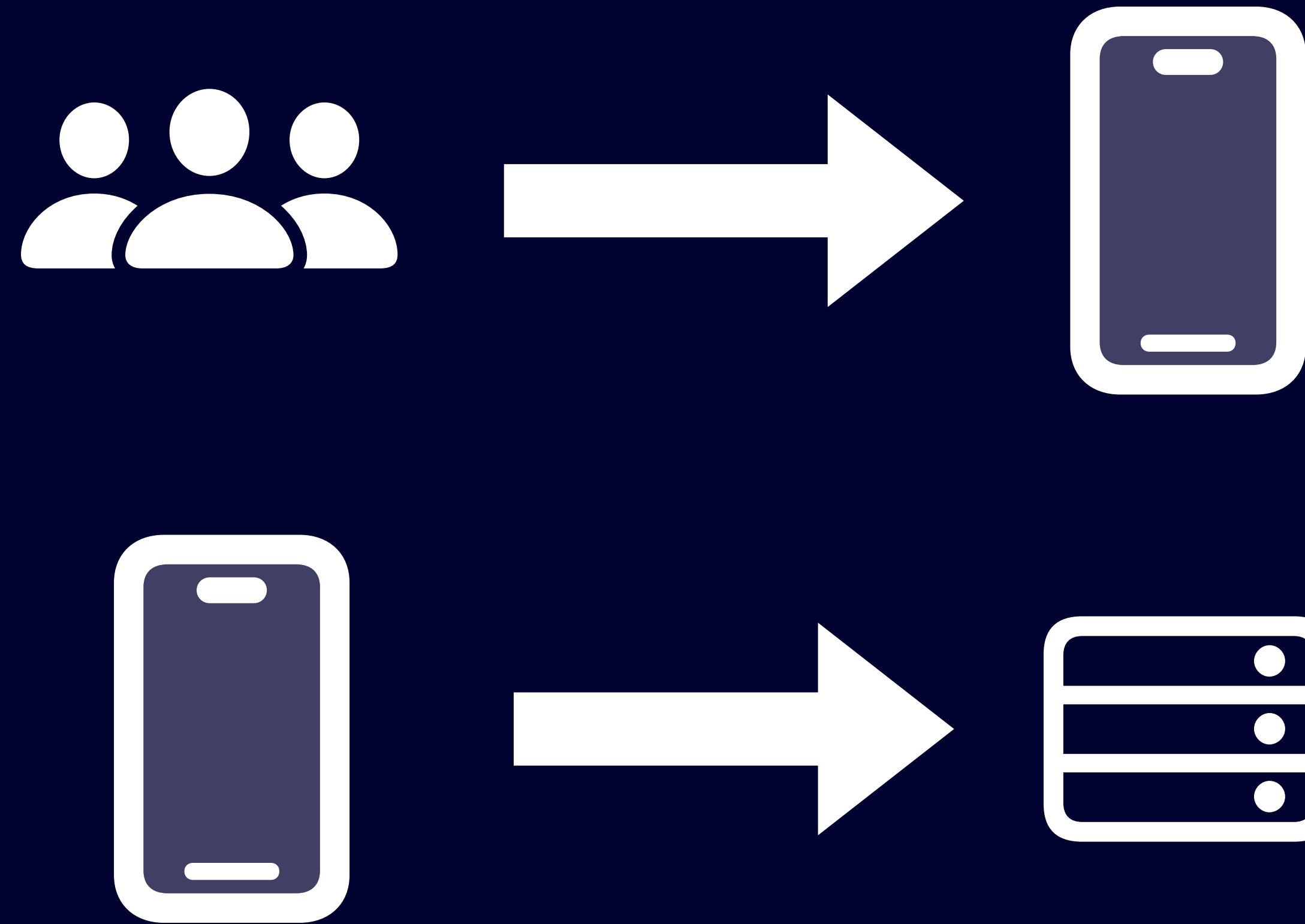
@deanatoire@twitter.com

Welcome to the ~~jungle!~~
backend
















Your app is the user
of your backend










AI
u







Backend is simpler!

Backend is simpler!
is it?

In this session

In this session

Handle incoming requests

In this session

Handle incoming requests

Approach API evolution

In this session

Handle incoming requests

Approach API evolution

Security concerns

In this session

Handle incoming requests

Approach API evolution

Security concerns

Authenticate your requests

In this session

Handle incoming requests

Approach API evolution

Security concerns

Authenticate your requests

Where to go from there?

Handle incoming requests

What's a request?

What's a request?

```
import Foundation

let baseUrl = URL(string: "https://api.illumineering.fr").unsafelyUnwrapped
var request = URLRequest(url: baseUrl.appending(path: "apps"))
request.httpMethod = "GET"
request.setValue("application/json", forHTTPHeaderField: "Accept")
request.setValue("en-GB,en;q=0.9", forHTTPHeaderField: "Accept-Language")
```

What's a request?

```
import HTTPTypes

var request = HTTPRequest(
  method: .get,
  scheme: "https",
  authority: "api.illumineering.com",
  path: "/apps"
)
request.headerFields[.accept] = "application/json"
request.headerFields[.acceptLanguage] = "en-GB,en;q=0.9"
```

What's a request?

```
// https://github.com/apple/swift-http-types  
import HTTPTypes  
  
var request = HTTPRequest(  
    method: .get,  
    scheme: "https",  
    authority: "api.illumineering.com",  
    path: "/apps"  
)  
request.headerFields[.accept] = "application/json"  
request.headerFields[.acceptLanguage] = "en-GB,en;q=0.9"
```

What's a request?

```
method: .get
```

What's a request?

```
path: "/apps"
```


What's a request?

```
request.headerFields[.accept] = "application/json"  
request.headerFields[.acceptLanguage] = "en-GB,en;q=0.9"
```

What's a request?

```
import Foundation
```

```
import HTTPTypesFoundation
```

```
let (data, response) = try await URLSession.shared.data(for: request)
```

What's a request?

```
import Foundation
```

```
import HTTPTypesFoundation
```

```
method: .post,
```

```
request.headerFields[.contentType] = "application/json"
```

```
let (data, response) = try await URLSession.shared.upload(for: request, from: payload)
```

What's a request?

```
import Foundation
import HTTPTypes
import HTTPTypesFoundation
```

```
var request = HTTPRequest(
    method: .post,
    scheme: "https",
    authority: "api.illumineering.com",
    path: "/apps"
)
request.headerFields[.accept] = "application/json"
request.headerFields[.acceptLanguage] = "en-GB,en;q=0.9"
request.headerFields[.contentType] = "application/json"
let (data, response) = try await URLSession.shared.upload(for: request, from: payload)
```

Route

Headers

Payload
↓

What's in the response?

(data, response)

What's in the response?

```
_ = data // x,xxx bytes
```

What's in the response?

```
_ = data // x,xxx bytes
```

```
_ = response.status // 200 OK
```

What's in the response?

```
_ = data // x,xxx bytes
```

```
_ = response.status // 200 OK
```

```
_ = response.headerFields[.contentType] // application/json; charset=utf-8
```


Build a response

Build a response

```
import Vapor

func routes(_ app: Application) throws {
    // ...
}
```

Build a response

```
import Vapor

func routes(_ app: Application) throws {
    app.get("apps") { req async -> ... in
        // ...
    }
}
```

Build a response

```
get "apps"
```

Build a response

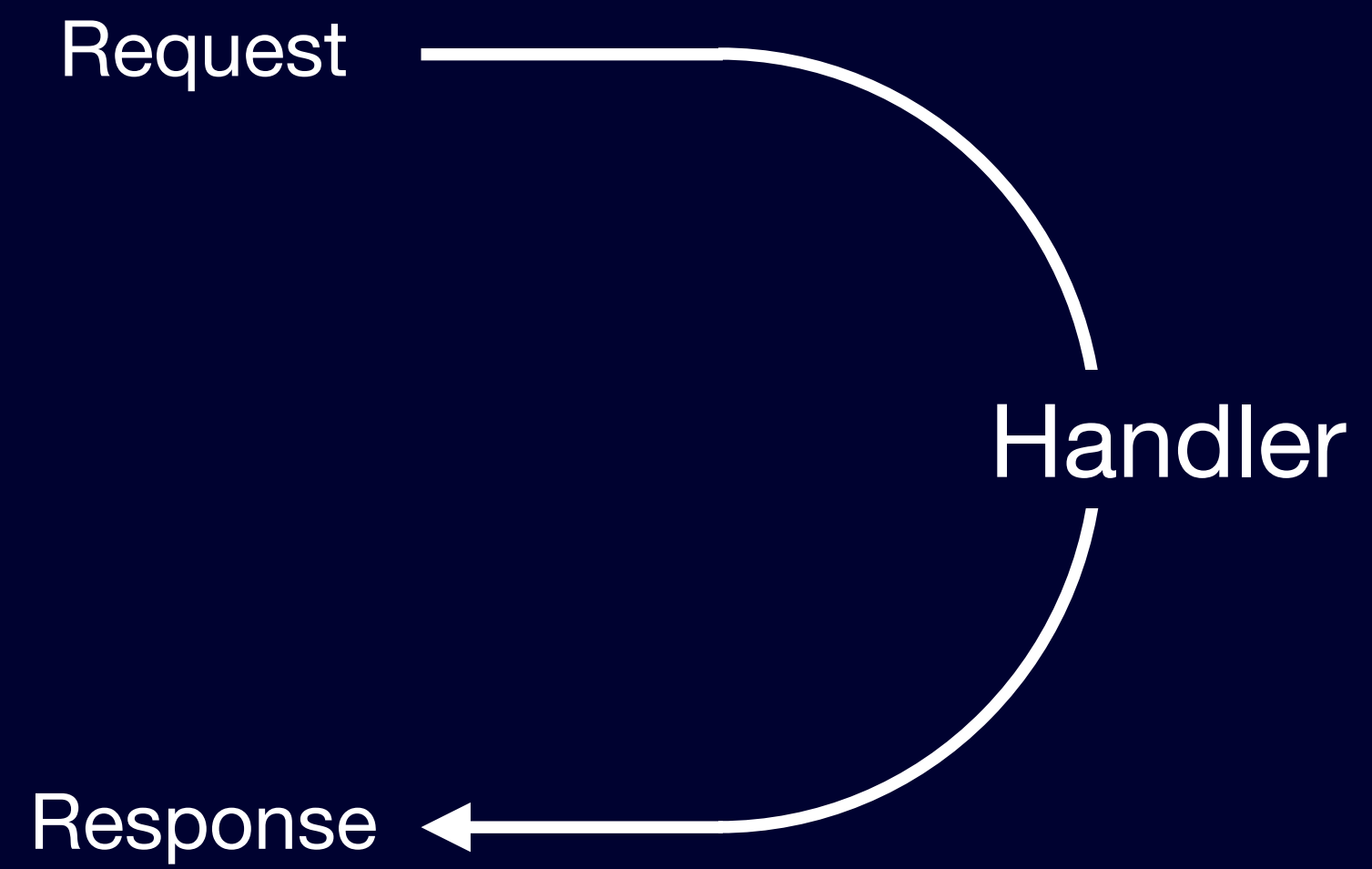
```
import Vapor

func routes(_ app: Application) throws {
    app.get("apps") { req async -> [App] in
        App.allCases
    }
}

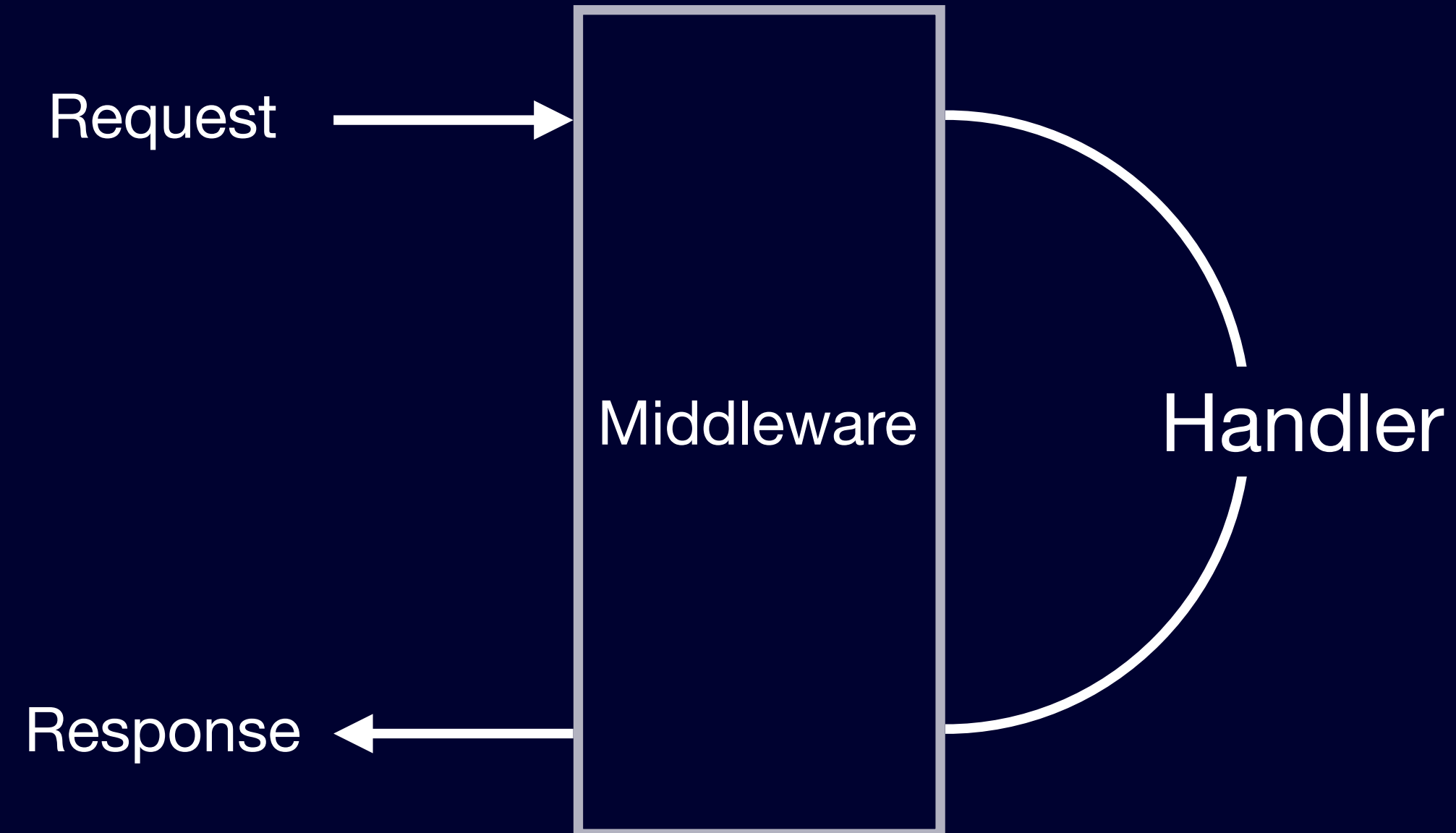
struct App: Content {
    let id: String
    let name: String
    let weight: Int
}

extension App: CaseIterable {
    // ...
}
```

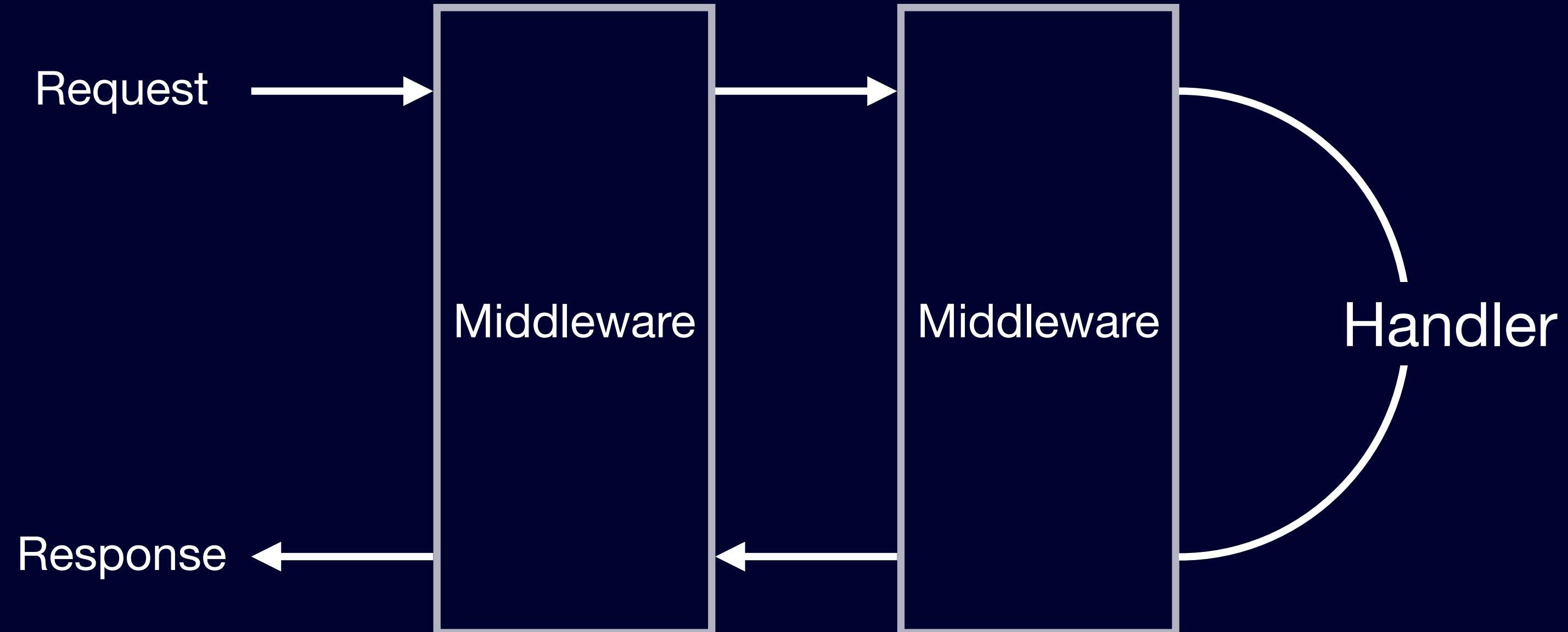
The responder chain



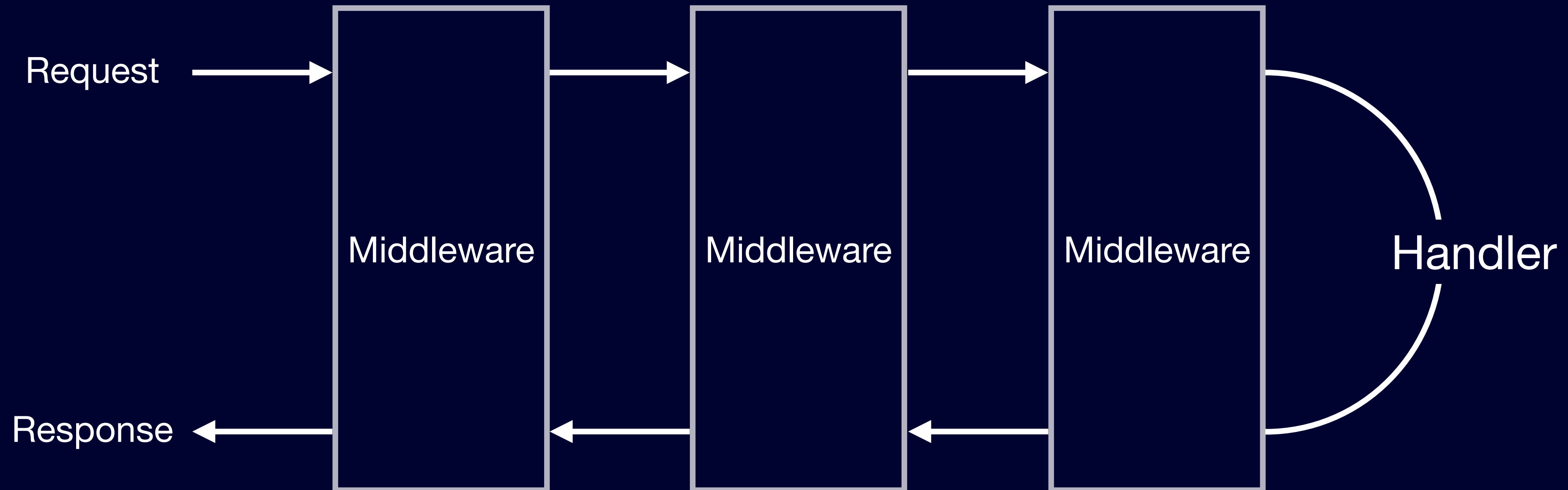
The responder chain and the concept of middleware



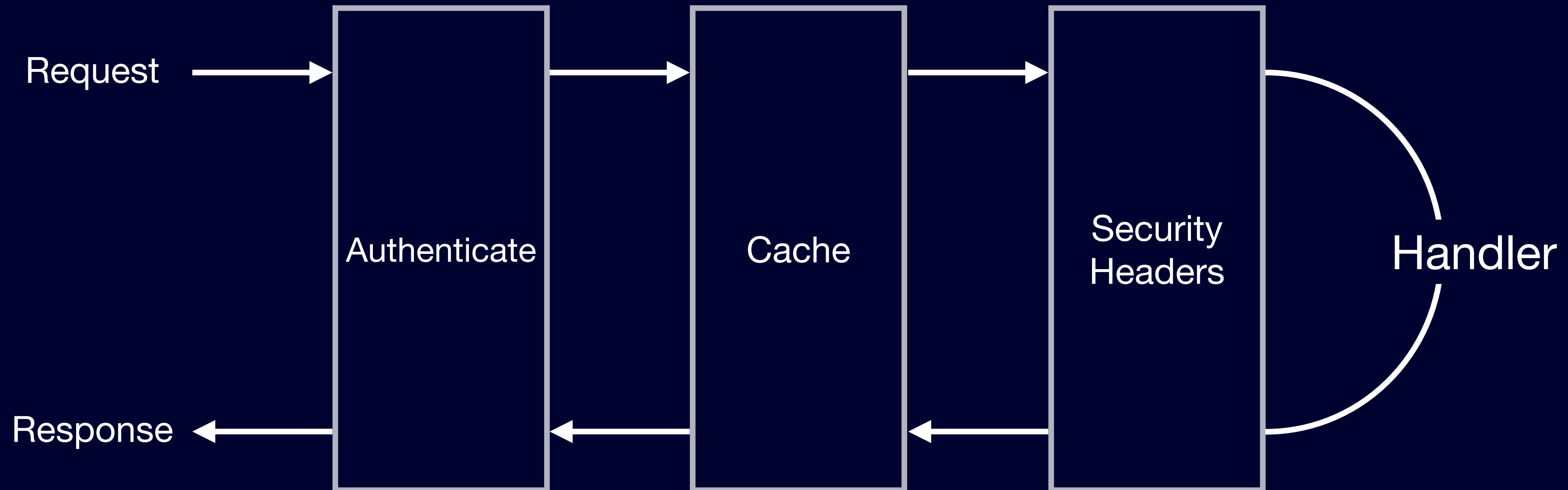
The responder chain and the concept of middleware



The responder chain and the concept of middleware




The responder chain and the concept of middleware




**Middlewares bring separation of
concerns & reusability**


Approach API evolution



v1.0



v1.1




v1.1.1




v1.2



v1.0




v1.1



v1.1.1




v1.2




v1.2.1




v1.0



v1.1




v1.1.1




v1.2.1




v1.0




v1.1




v1.2









v1.0



v1.1



v1.2






v1.0





v1.1




v1.2




v1.3






v1.0





v1.1



v1.2



v1.3





v1.0





v1.1



v1.2



v1.3



How to avoid that?

Write Tests !

Functional Tests

```
@testable import App

import Vapor
import XCTVapor

@Test("Checks apps are returned")
func appsRouteReturnAppsList() async throws {

    try await app.test(.GET, "apps") { res throws in
        try #require(res.status == .ok)
        let json = try res.content.decode([App].self)
        if json.isEmpty {
            throw AppTestError.noApps
        }
        guard let padlok = json.first(where: { $0.id == "padlok" }) else {
            throw AppTestError.missingApp(id: "padlok")
        }
        #expect(padlok.name == "Padlok")
        #expect(padlok.weight == 100)
    }
}
```


Functional Tests

```
.GET "apps"
```

Functional Tests

```
[App].self
```

Functional Tests

```
struct App: Content {  
  let id: String  
  let name: String  
  let weight: Int  
}
```

```
[App].self
```

This tests that the server works

This tests that the server works

but does not test against your app expectations

Test against your app expectations

```
/// The app struct as v1.0 knows it!
private struct AppV1_0: Decodable {
    let id: String
    let name: String
}

@Test("Checks apps are compatible with v1.0")
func appsRouteReturnAppsListForV1_0() async throws {

    try await app.test(.GET, "apps") { res throws in
        try #require(res.status == .ok)
        _ = try res.content.decode([AppV1_0].self)
    }

}
```

Add tests for new app versions!

```
//// The app struct as v1.2 knows it!
private struct AppV1_2: Decodable {
    let id: String
    let name: String
    let weight: Int
}

@Test("Checks apps are compatible with v1.2")
func appsRouteReturnAppsListForV1_2() async throws {

    try await app.test(.GET, "apps") { res throws in
        try #require(res.status == .ok)
        _ = try res.content.decode([AppV1_2].self)
    }
}
```

**Tests bring confidence
in deployments**

Plan ahead!

Introduce "backward compatible" changes

Plan ahead!

Introduce "backward compatible" changes

```
GET https://api.illumineering.fr/apps
```

```
{  
  "apps": [...]  
}
```

Plan ahead!

Introduce "backward compatible" changes

GET <https://api.illumineering.fr/apps?type=utility>

```
{  
  "apps": [...]  
}
```

Plan ahead!

Introduce "backward compatible" changes

GET <https://api.illumineering.fr/apps?type=utility>

```
{  
  "apps": [...],  
  "featured": [...]  
}
```

Plan ahead!

Introduce "backward compatible" changes

```
POST https://api.illumineering.fr/feedback
```

```
{  
  "message": "This app is awesome!"  
}
```

Plan ahead!

Introduce "backward compatible" changes

POST <https://api.illumineering.fr/feedback>

```
{  
  "message": "This app is awesome!",  
  "email": "an.optional.email@thomasdurand.fr"  
}
```

Plan ahead!

Introduce "backward compatible" changes

Add new routes!

Plan ahead!

Response format matters!

```
[
  {
    "id": "padlok",
    "name": "Padlok",
    "weight": 100
  },
  {
    "id": "sharepal",
    "name": "SharePal",
    "weight": 200
  }
]
```

Returning an array is common

Plan ahead!

Response format matters!

```
{
  "items": [
    {
      "id": "padlok",
      "name": "Padlok",
      "weight": 100
    },
    {
      "id": "sharepal",
      "name": "SharePal",
      "weight": 200
    }
  ]
}
```

Returning an object is better

Plan ahead!

Response format matters!

```
{
  "items": [
    {
      "id": "padlok",
      "name": "Padlok",
      "weight": 100
    },
    {
      "id": "sharepal",
      "name": "SharePal",
      "weight": 200
    }
  ],
  "count": 2
}
```

Adding new properties allows
more versatility

Introduce a container!

```
struct List<T: Content>: Content {  
    let items: [T]  
}
```

Introduce a container!

```
struct List<T: Content>: Content {  
    let items: [T]  
}  
  
extension List: RandomAccessCollection {  
    // ...  
}  
  
extension List: ExpressibleByArrayLiteral {  
    // ...  
}
```

Add your app version in Request Header

App side

```
request.setValue("1.0.0", forHTTPHeaderField: "App-Version")
```

Add your app version in Request Header

App side

```
request.setValue("1.0.0", forHTTPHeaderField: "App-Version")
```

Server side

```
if req.headers.appVersion >= "1.2.0" {  
    // Something new  
} else {  
    // Backward-compatible something  
}
```

Add your app version in Request Header

App side

```
request.setValue("1.0.0", forHTTPHeaderField: "App-Version")
```

Server side

```
if req.headers.appVersion >= "1.2.0" {  
    // Something new  
} else {  
    // Backward-compatible something  
}
```

```
struct SemanticVersion: Comparable, Equatable, ExpressibleByStringLiteral { /* ... */ }  
extension HTTPHeaders {  
    var appVersion: SemanticVersion? { /* ... */ }  
}
```



New story!

Backend APIs: Constant evolution but tethered to the past

Dean's
blog

Sharing insights and opinions on software development and computer science.

<https://blog.thomasdurand.fr/story/2024-05-12-backend-api-tethered-to-the-past/>

Security concerns

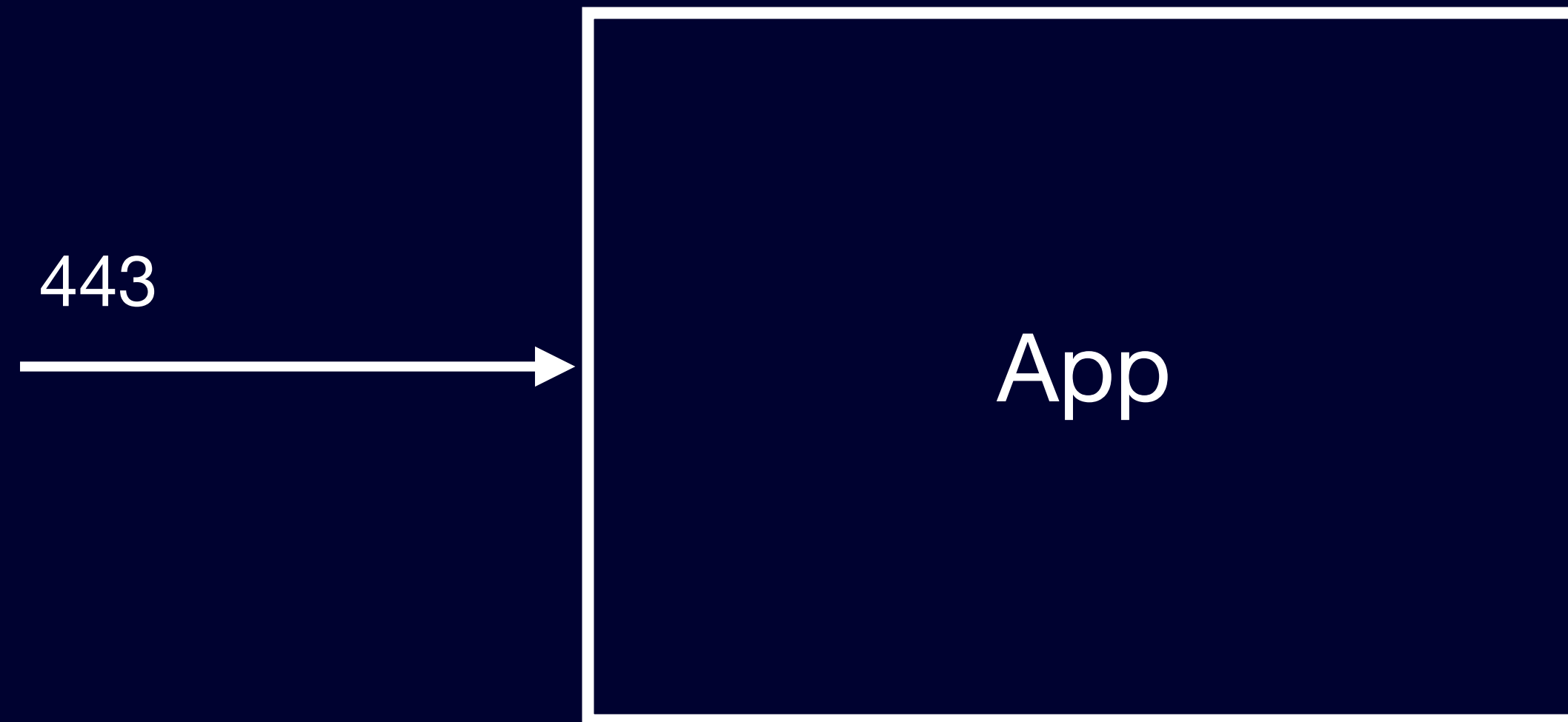
Use TLS!

Use Transport Layer Security!

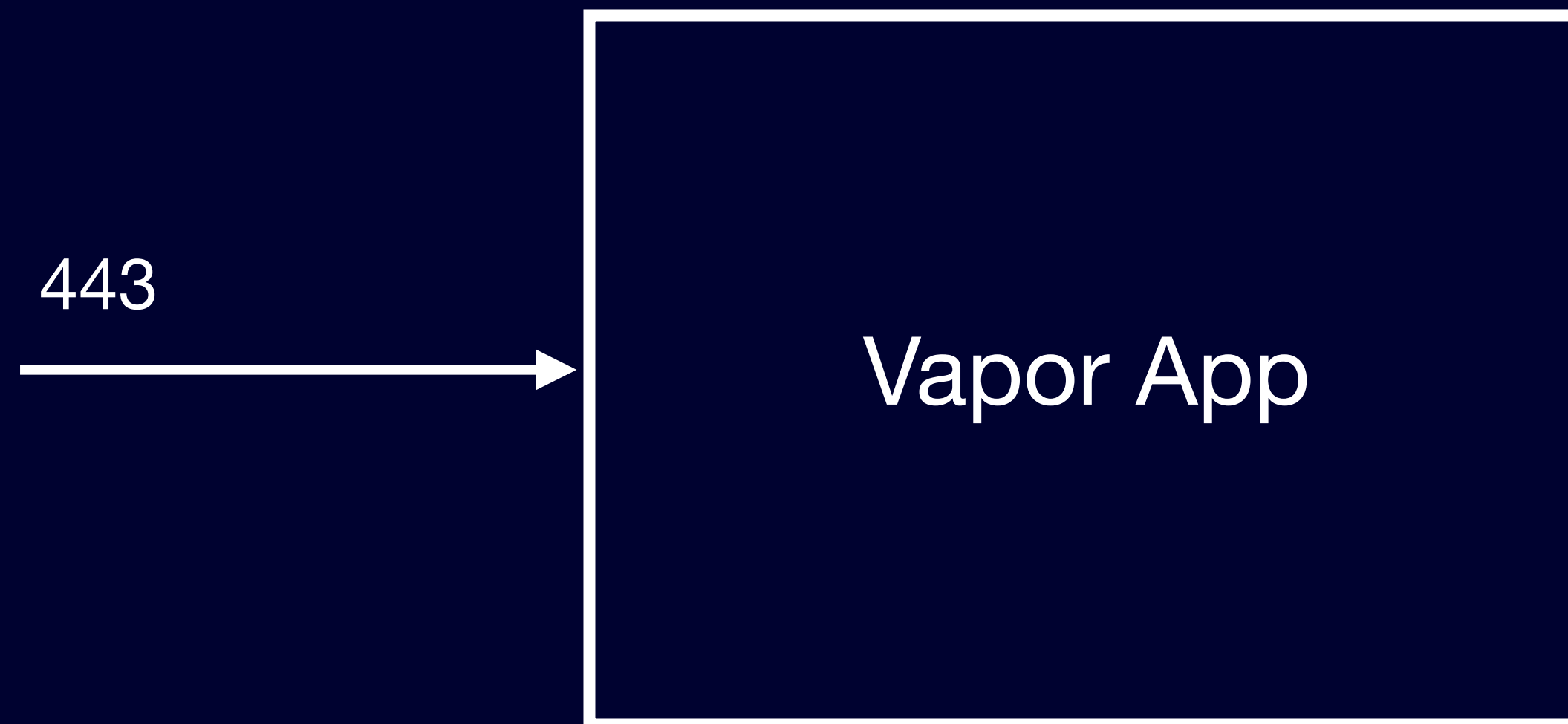
Use Transport Layer Security!

https://

TLS uses 443 port by default



Vapor supports TLS



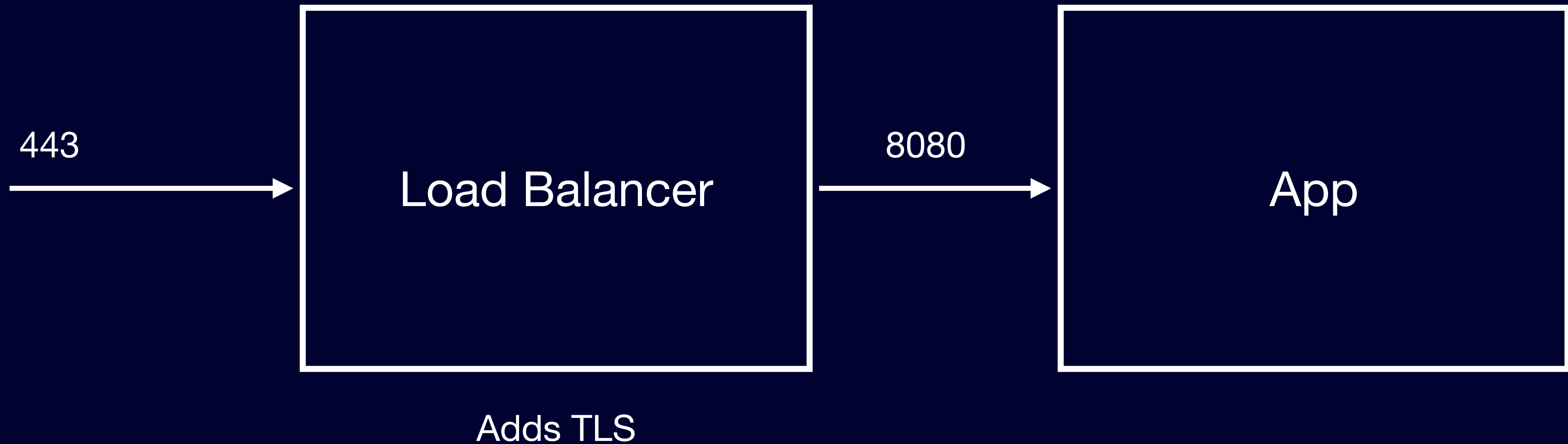
```
// Enable TLS over 443
app.http.server.configuration.port = 443
app.http.server.configuration.tlsConfiguration = .makeServerConfiguration(
  certificateChain: try NIOSSLCertificate.fromPEMFile("/path/to/cert.pem").map { .certificate($0) },
  privateKey: .file("/path/to/key.pem")
)
```

<https://docs.vapor.codes/advanced/server/#tls>

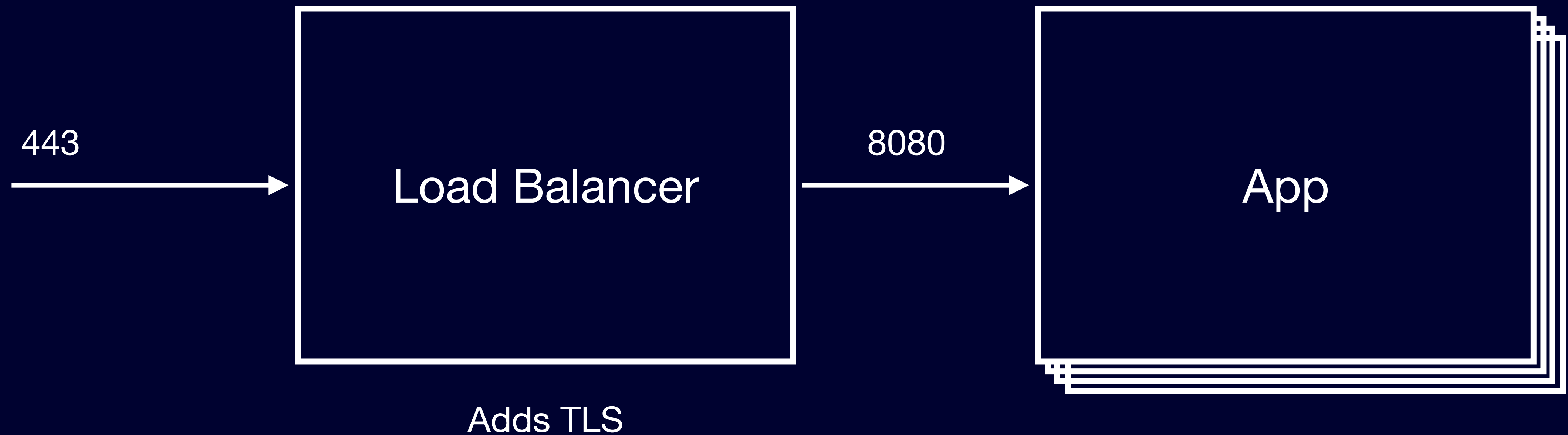
Delegate TLS outside is preferred!



Delegate TLS outside is preferred!



Delegate TLS outside is preferred!



Get your response headers right!

```
// Add API security headers  
let securityHeadersFactory = SecurityHeadersFactory.api()  
  
app.middleware.use(securityHeadersFactory.build())
```

<https://github.com/brokenhandsio/VaporSecurityHeaders.git>

Get your response headers right!

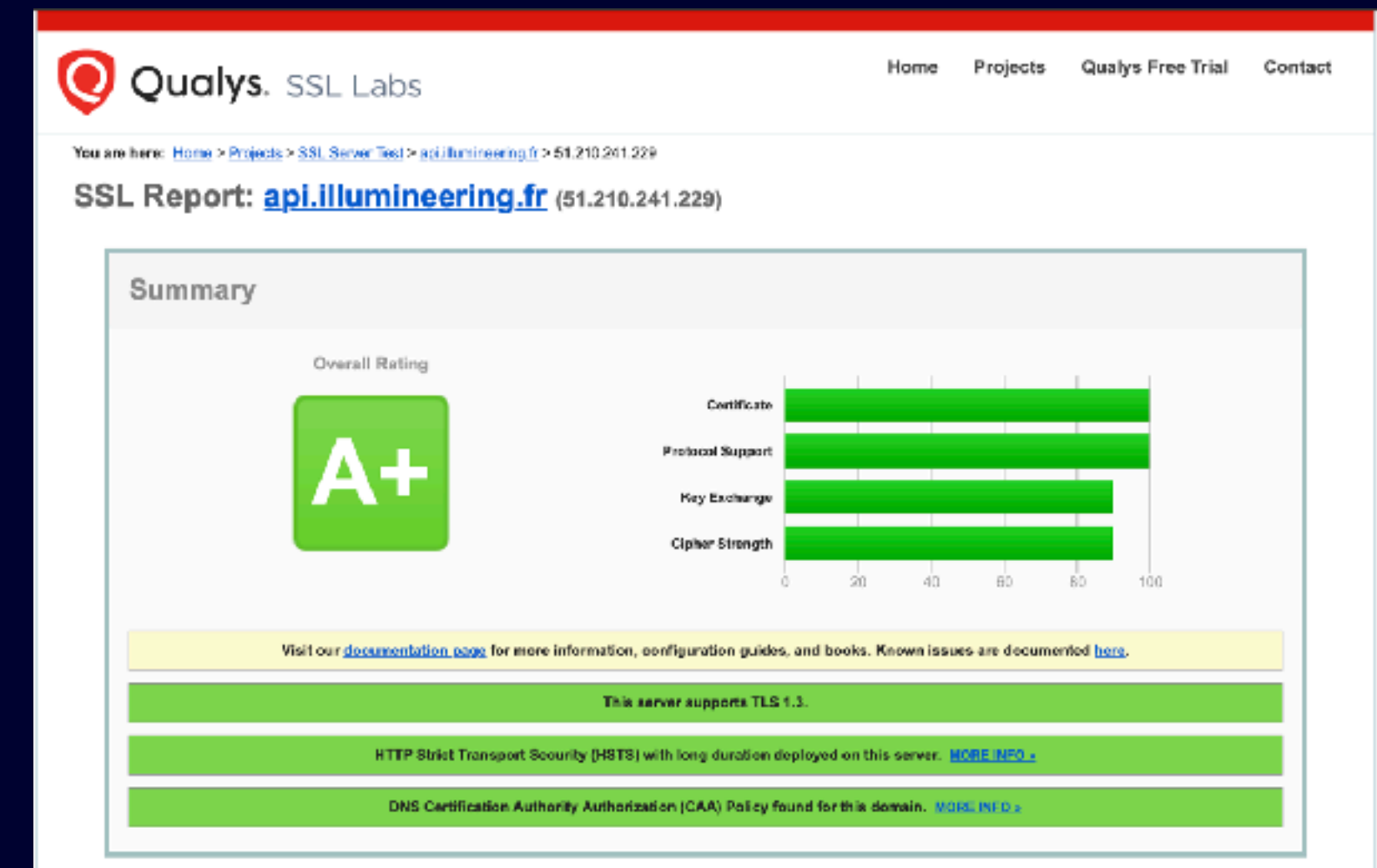
```
// Add HSTS if Vapor is responsible for TLS
securityHeadersFactory.with(strictTransportSecurity:
StrictTransportSecurityConfiguration())
```

<https://github.com/brokenhandsio/VaporSecurityHeaders.git>

Test TLS and headers!

<https://www.ssllabs.com/ssltest/>

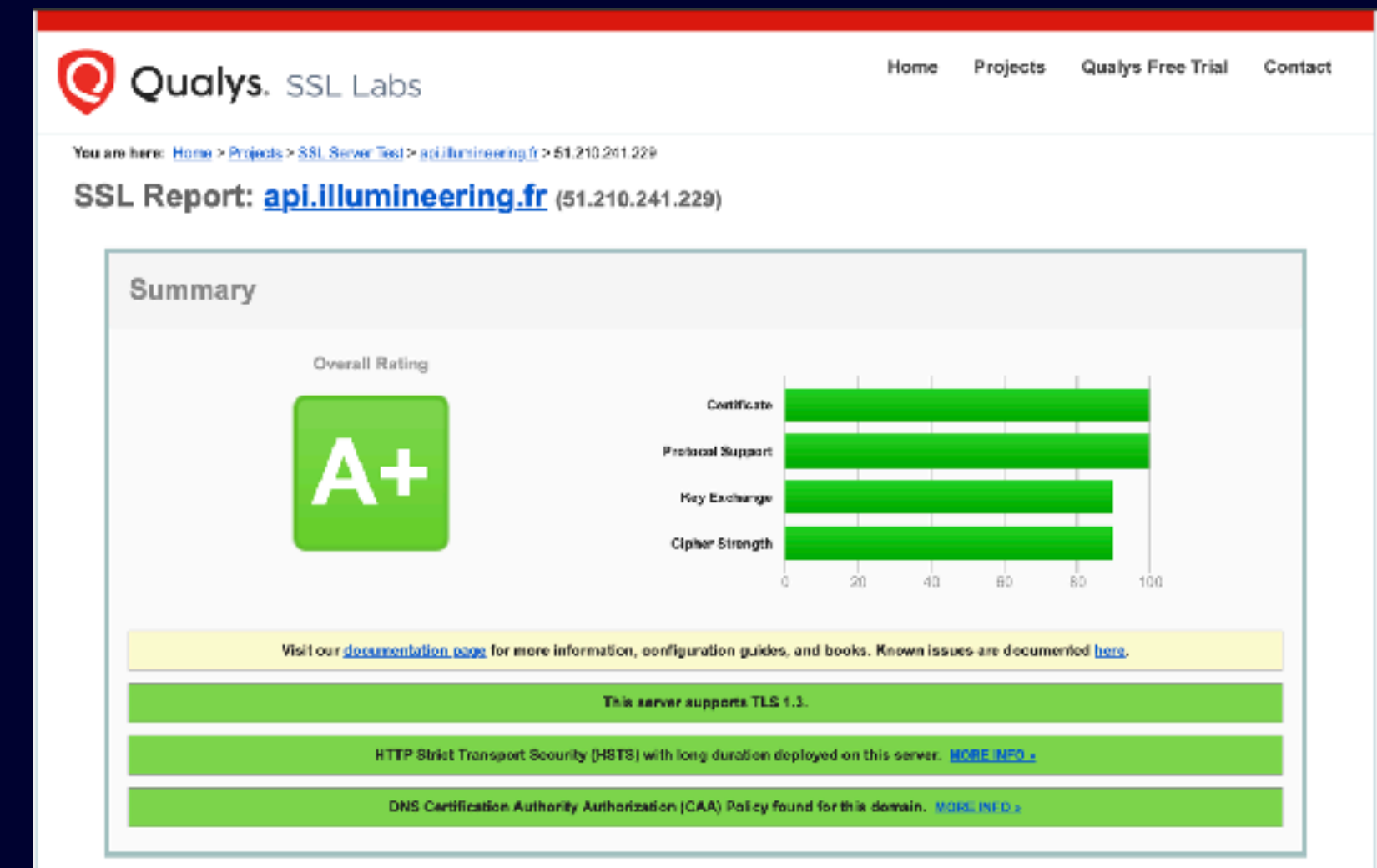
<https://securityheaders.com/>



Test TLS and headers!

<https://www.ssllabs.com/sslltest/>


↖ Not all headers matters for an API




Validate user input!


<https://docs.vapor.codes/basics/validation/>

Authenticate your requests





Authenticated request



Unauthenticated request


401 Unauthorized

How to get that secret?


How to get that secret?

Authenticate!

What are you authenticating?



User




App

Authenticate as a user

Old school password


username
password



Authenticate as a user

Old school password

username
password




Do not store password in plain text (please?)

Authenticate as a user

Old school password

username
password



Do not store password in plain text (please?)

<https://docs.vapor.codes/security/passwords/>

Authenticate as a user


Sign in with Apple



Sign in
with Apple

Authenticate as a user

Sign in with Apple




Authenticate as a user

Sign in with Apple



Authenticate as a user

Sign in with Apple




Authenticate as an app

Authenticate as an app

Embed the key within your app?



App




Authenticate as an app

Embed the key within your app?



App



API Key

No.

No.

Api keys are NOT for client side

Authenticate your app


Use App Attest!



iOS

Authenticate your app

Use App Attest!




Authenticate your app


Use App Attest!



iOS




App



Authenticate your app

Use App Attest!



Authenticate your app

Use App Attest!

The screenshot shows the Apple Developer documentation page for "Validating apps that connect to your server". The page is titled "Validating apps that connect to your server" and includes a sub-header "Verify that connections to your server come from legitimate instances of your app." The page is divided into two main sections: "Overview" and "Diagram".

Overview


Adopt App Attest to check whether clients connecting to your server are valid instances of your app. Your app uses the `shared` instance of the `DCAppAttestService` to create a cryptographic key on a device, and then attest to the key's validity. This produces an attestation object that your app passes to your server, along with the corresponding key identifier. Your server verifies the attestation object, and then extracts the embedded public key and other information. Later, your server uses the key to verify assertion objects that your app sends at critical points in the app's life cycle, like when users try to download premium content.

Diagram



The diagram illustrates the process of app attestation. It shows "Your App" and "Your server" connected by a dashed line. A solid arrow labeled "Challenge" points from "Your server" to "Your App". A solid arrow labeled "Attestation/assertion" points from "Your App" to "Your server". A dashed arrow labeled "App attest" points from "Your App" to a box labeled "App attest".


<https://developer.apple.com/documentation/devicecheck/validating-apps-that-connect-to-your-server>

Authentication ceremony



Authentication ceremony





Authenticated request

What kind of secret do you send back?

What kind of secret do you send back?

Anything random enough

Store a token in DB

Generate random token

PuTcER23gNYDjx5iLdriawUAApxPzcF

Store a token in DB

Generate random token

PuTcER23gNYDjx5iLdriawUAApxPzcF

Store it



Database

Store a token in DB

Generate random token

PuTcER23gNYDjx5iLdriawUAApxPzcF

Store it



Database

Send it back

Send the token with the request

App side

```
request.setValue("Bearer \ (token)", forHTTPHeaderField: "Authorization")
```

Check a token from DB

```
struct AuthenticationMiddleware: Middleware {
  func respond(to request: Request, chainingTo next: any Responder) async throws -> Response {
    // Do anything with the request here
    let response = try await next.respond(to: request)
    // Do anything with the response here
    return response
  }
}
```


Check a token from DB

```
struct AuthenticationMiddleware: Middleware {  
  func respond(to request: Request, chainingTo next: any Responder) async throws -> Response {  
    // Do anything with the request here  
    let response = try await next.respond(to: request)  
    // Do anything with the response here  
    return response  
  }  
}
```

```
app.middleware.use(AuthenticationMiddleware())
```

Check a token from DB

```
struct AuthenticationMiddleware: Middleware {  
  func respond(to request: Request, chainingTo next: any Responder) async throws -> Response {  
    // Do anything with the request here  
    return try await next.respond(to: request)  
  }  
}
```

Check a token from DB

```
struct AuthenticationMiddleware: Middleware {
  func respond(to request: Request, chainingTo next: any Responder) async throws -> Response {
    guard let authorization = request.headers["Authorization"].first else {
      throw Abort(.unauthorized)
    }
    guard authorization.starts(with: "Bearer ") else {
      throw Abort(.unauthorized)
    }
    let token = String(authorization.dropFirst(7))

    return try await next.respond(to: request)
  }
}
```

Check a token from DB

```
struct AuthenticationMiddleware: Middleware {
  func respond(to request: Request, chainingTo next: any Responder) async throws -> Response {
    guard let authorization = request.headers["Authorization"].first else {
      throw Abort(.unauthorized)
    }
    guard authorization.starts(with: "Bearer ") else {
      throw Abort(.unauthorized)
    }
    let token = String(authorization.dropFirst(7))
    try await check(token: token, for: request)
    return try await next.respond(to: request)
  }

  private func check(token: String, for request: Request) async throws {
    // Check token validity in database here!
  }
}
```

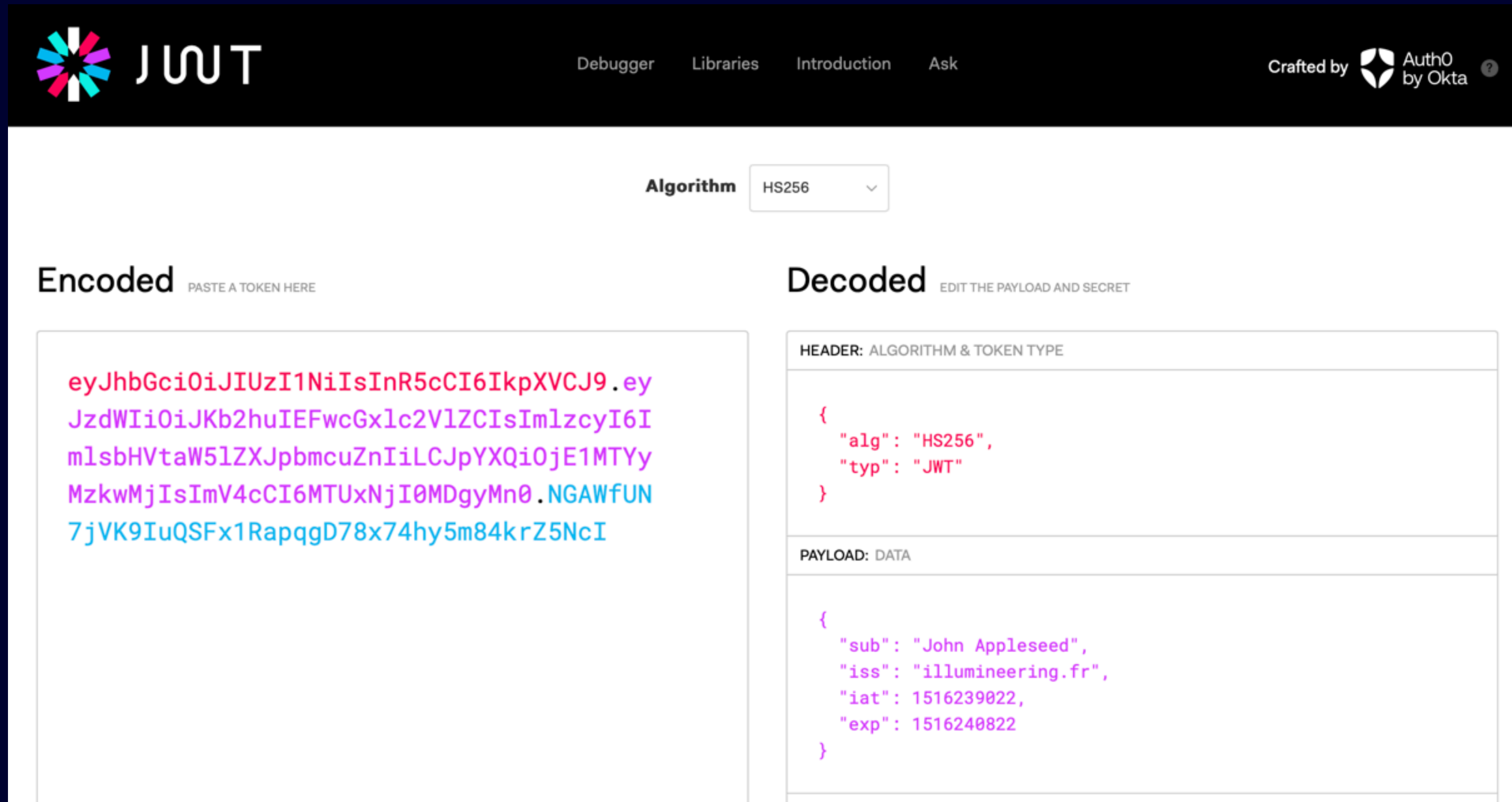
Issue a signed token

The specific case of JWT

Have user info in a token, along with a cryptographic signature

Issue a signed token

The specific case of JWT



The screenshot shows the JWT.io website interface. At the top left is the JWT logo, and at the top right are navigation links: Debugger, Libraries, Introduction, Ask, and a note 'Crafted by Auth0 by Okta'. In the center, there is a dropdown menu for 'Algorithm' set to 'HS256'. Below this, the interface is split into two main sections: 'Encoded' and 'Decoded'.

Encoded: PASTE A TOKEN HERE. The encoded token is: `eyJhbGciOiJIUzI1NiIsInR5cCI6IkpXVCJ9.eyJzdWIiOiJKb2huIEFwcGxlczVlZCI6ImZlcyI6ImV4IjE1MTYyMzkwMjIsImV4cCI6MTUxNjI0MDgyMn0.NGAWfUN7jVK9IuQSFx1RapqgD78x74hy5m84krZ5NcI`

Decoded: EDIT THE PAYLOAD AND SECRET. This section is divided into two parts:

- HEADER: ALGORITHM & TOKEN TYPE:** Shows a JSON object: `{ "alg": "HS256", "typ": "JWT" }`
- PAYLOAD: DATA:** Shows a JSON object: `{ "sub": "John Appleseed", "iss": "illumineering.fr", "iat": 1516239022, "exp": 1516240822 }`

<https://jwt.io/>

Issue a signed token

```
await app.jwt.keys.add(hmac: "secret", digestAlgorithm: .sha256)
```

Issue a signed token

```
await app.jwt.keys.add(hmac: "secret", digestAlgorithm: .sha256)

struct AuthenticatedPayload: JWTPayload {
  let sub: SubjectClaim
  let exp: ExpirationClaim
  let iss: IssuerClaim
  let iat: IssuedAtClaim

  init(userID: SubjectClaim) {
    self.sub = userID
    self.exp = .init(value: .now.addingTimeInterval(1800))
    self.iss = "illumineering.fr"
    self.iat = .init(value: .now)
  }

  func verify(using algorithm: some JWTKit.JWTAlgorithm) async throws {
    try self.exp.verifyNotExpired()
  }
}
```


Issue a signed token

```
await app.jwt.keys.add(hmac: "secret", digestAlgorithm: .sha256)

struct AuthenticatedPayload: JWTPayload {
  let sub: SubjectClaim
  let exp: ExpirationClaim
  let iss: IssuerClaim
  let iat: IssuedAtClaim

  init(userID: SubjectClaim) {
    self.sub = userID
    self.exp = .init(value: .now.addingTimeInterval(1800))
    self.iss = "illumineering.fr"
    self.iat = .init(value: .now)
  }

  func verify(using algorithm: some JWTKit.JWTAlgorithm) async throws {
    try self.exp.verifyNotExpired()
  }
}

let payload = AuthenticatedPayload(userID: "John Appleseed")
let token = try await request.jwt.sign(payload)
```

Check a signed token

```
struct AuthenticationMiddleware: Middleware {
  func respond(to request: Request, chainingTo next: any Responder) async throws -> Response {
    guard let authorization = request.headers["Authorization"].first else {
      throw Abort(.unauthorized)
    }
    guard authorization.starts(with: "Bearer ") else {
      throw Abort(.unauthorized)
    }
    let token = String(authorization.dropFirst(7))
    try await check(token: token, for: request)
    return try await next.respond(to: request)
  }

  private func check(token: String, for request: Request) async throws {
    // Check token validity in database here!
  }
}
```

Check a signed token

```
struct AuthenticationMiddleware: Middleware {  
  func respond(to request: Request, chainingTo next: any Responder) async throws -> Response {  
    try await request.jwt.verify(as: AuthenticatedPayload.self)  
    return try await next.respond(to: request)  
  }  
}
```

<https://docs.vapor.codes/security/jwt/>

Where to go from there?

Where to go from there?

All the topics you might look into

Use a database

<https://docs.vapor.codes/fluent/overview/>

Where to go from there?

All the topics you might look into

Use a *key/value* cache

<https://docs.vapor.codes/redis/overview/>

Where to go from there?

All the topics you might look into

Deployment!

Heroku: <https://developer.apple.com/wwdc22/110360>

Fly: <https://docs.vapor.codes/deploy/fly/>

Leverage the community!

Share what you learn!

Thank you!

Slides:

<https://thomasdurand.fr/serverside-swift-2024>

<https://thomasdurand.fr>

[@deanatoire@mastodon.social](https://mastodon.social/@deanatoire)

[@deanatoire@threads.net](https://threads.net/@deanatoire)

[@deanatoire@twitter.com](https://twitter.com/deanatoire)